

LINEAR SYSTEM SERIES



CREATING CONFIGURABLE, WELCOMING SPACES

New perspectives on Scandinavian design

“The Linear System Series places people at its center, being a place to meet, to collaborate or to work in focused solitude. With its warm materiality and modern expression, the Linear System Series brings feelings of home into larger spaces to give the user a sense of belonging, even if being there only for a little while.”

— Thomas Bentzen

2



Linear System Table Configur



ation I with a selection of lamps and accessories.

**Fiber Side Chair Swivel Base
w/Castors & Gas lift**
by Iskos-Berlin

The Linear System Series, designed by Thomas Bentzen, brings a new perspective to the evolving needs of the modern workspace, hospitality settings and educational institutions through its configurable design across tables, lighting, screens and trays alongside its custom integrated power solution, allowing one to tailor the design to the exact needs of any space.



INDEX

6	Introduction
13	Linear System Series Overview
15	Linear System Table
18	Linear System Accessories
21	Linear Lamp Series
26	Linear System Table Power Outlet & Power Solution
30	Linear System Electrification Example
33	Linear System Dimensions
34	Linear System Planning Examples

FAMILIAR FEELINGS OF HOME

Designed in oak that echoes the warm touch of Scandinavian design and various options for table top finishes, the Linear System Series brings inviting feelings of home into any space.

When configured with lamps and accessories, the design hints towards the archetypal library settings where users can sit down in a temporary yet personal workspace while having a sense of atmosphere as part of a larger space.



Fiber Side Chair Swivel Base
by Iskos-Berlin





Linear System Table Configuration 2 with
a selection of lamps and accessories.

Cover Side Chair
by Thomas Bentzen



CONFIGURE THE DESIGN TO YOUR EXACT NEEDS

Through multiple accessories, the design can create intimate, smaller spaces in larger rooms for both solo-working and collaborative sessions.

Linear System Series

10







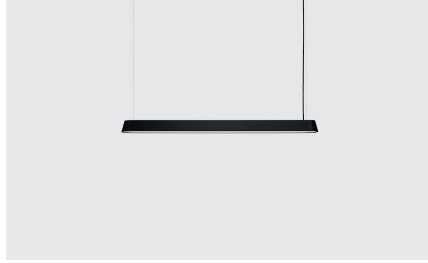
Linear System Table Configur



ation 3 with a selection of lamps and accessories.

Loft Chair
by Thomas Bentzen

Adapt the system to the aesthetic and functional needs of your space through its various elements and configurable nature, be it an open workplace, a meeting area, a co-working space or a modern library.



LINEAR SYSTEM OVERVIEW

Get a quick overview of the Linear System Series and its various elements.

Visit the price list for a more detailed How-To-Order Guide.

1. TABLE

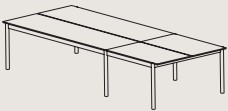
Select either predefined table configurations or create your own table configuration

A. Predefined table configurations

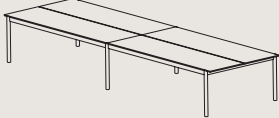
Table



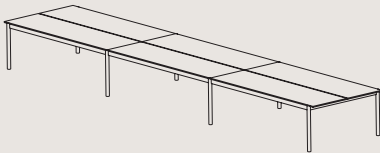
Config. 1



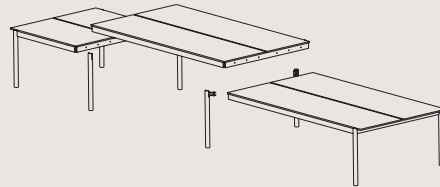
Config. 2



Config. 3




B. Create your own configuration with modules



End Modules



Connecting Legs

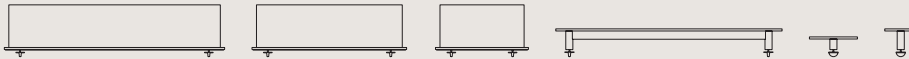


Middle Module



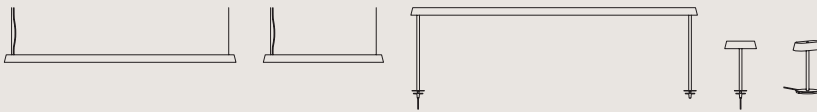
2. ACCESSORIES

Select Trays and Screens



3. LIGHTING

Select either Pendant, Mounted or Table Lamps



4. POWER OUTLET

Select Table Power Outlet

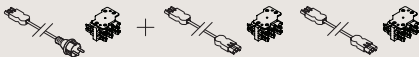


5. INTEGRATED POWER SOLUTION

Select readymade power configurations or add power to your own table configuration

A. Readymade Power Configurations

Configuration 3 (example)



B. Create your own configuration

Power Kit



Power Extension Kit



6. CABLE TRAY

Select Cable Tray



Fiber Side Chair Swivel Base
w/Castors & Gas lift
by Iskos-Berlin



LINEAR SYSTEM TABLE

A MODULAR TABLE SYSTEM FOR YOUR EXACT SPACE

The Linear System Table is a simple yet refined table with subtle details and references to the Scandinavian design heritage. Its legs are cut into half-circles and joined with the table for a light look while the slender overhang at both ends of the table make for a refined expression.

The Linear System Table is available as a freestanding table to be used on its own, as predesigned configurations or as modular tables that can be configured to the exact needs of your space.



MATERIALS

Table frame in oak veneer and legs in Solid Oak. Tabletop in Oak Veneer, Black Nanolaminate or White Laminate.

TESTS, LABELS & CERTIFICATIONS

EN 15372:2016 - L3: Extreme use. Furniture – Strength, durability and safety – Requirements for non-domestic tables.

VOC CDPH 01350* and Bifma X7.1*

*incl. Screens, Trays, Lighting and Power Outlets.

DIMENSIONS

See overview p. 33

READY-TO-SHIP OPTIONS

Tabletop/Frame & Legs



Oak Veneer/Oak

White/Oak

Black/Oak

PREDESIGNED LINEAR SYSTEM TABLE CONFIGURATIONS

Choose between one of the predefined table configurations and simply add your desired lamps and accessories.

Linear System Table – 240 cm / 94,5"



Config. 1 – 360 cm / 141,7"



Config. 2 – 480 cm / 189"



Config. 3 – 720 cm / 283,5"



LINEAR SYSTEM MODULES

Alternatively, you can create your own configuration from scratch and add lamps and accessories, according to the aesthetic and functional needs of your space.

Visit the How-To-Order Guide in the pricelist for more details on how to build your own configuration.

End Module – 120 cm / 47,2"



End Module – 240 cm / 94,5"



Middle Module – 240 cm / 94,5"



Connecting Legs – 74 cm / 29,1"





LINEAR SYSTEM ACCESSORIES

TAILOR THE DESIGN TO YOUR SPATIAL PURPOSE

A selection of trays and screens create a variety of possibilities for both open and more private spaces. Screens can easily be moved around to create temporary work zones while bringing emotions of Scandinavian design to any setting.



Linear System Screens

The Linear System Screens create intimate atmospheres without shielding from the outside world. The screens also feature a small foot on each side upon which smaller elements can be stored.



Linear System Trays

The Linear System Trays have an inviting look that makes its user gravitate intuitively towards them.

The trays can be used to create smaller spaces within the setting while allowing for objects to be stored on their plateau.



Linear System Accessories

MATERIALS

Screens in solid oak and oak veneer with powder coated aluminum fixing knobs.

READY-TO-SHIP OPTIONS

Screens: Oak/Oak Veneer
Trays Ø24 & Ø36: Solid Oak
Tray 170 cm: Oak/Oak Veneer

DIMENSIONS

See overview p. 33

READY-TO-SHIP OPTIONS



Oak


Linear System Screen 178 cm / 70.1"




Linear System Screen 125 cm / 49.2"



Linear System Screen 75 cm / 29.5"



Linear System Tray 170 cm / 66.9"



Linear System Tray Ø 36 cm / 14.2"



Linear System Tray Ø 24 cm / 9.5"



Cover Side Chair
by Thomas Bentzen



LINEAR LAMP SERIES

ADDING ATMOSPHERE TO YOUR SPACE

Add modernly functional lighting to your Linear System design through the Linear Pendant Lamp, Linear Mounted Lamp or Linear Table Lamp, making for an aesthetically coherent configuration.

The Linear Lamp Series enhances the atmosphere of the room while allowing the user to adjust them to individual preferences through the dimmable functionality.



The Linear Mounted Lamps are mounted with fixing knobs, allowing you to easily rearrange according to the evolving needs of your space.

Linear Mounted Lamp - 209 cm / 82.4"

Hinting towards the archetypal library lamp through its modern expression and simple lines. Its large size creates a small atmosphere within larger spaces.




Linear Mounted Lamp - 23,2 cm / 9.1"
Its simple lines and elegant surface makes it a friendly complement to any setting alongside its dimmable light.

Note: The Linear Mounted Lamp does not have a standard plug. Instead, it must be connected to the Linear System Power Solution, shown on page 26.



Linear Pendant Lamp - 169,2 cm / 66.6"
Creates larger settings within a space while providing overhead lighting and complementing the atmosphere within a room through its elegant profile.



Linear Lamp Series

MATERIALS

Lampshades in powder coated, pressure die casted aluminum. Stem in powder coated steel with diffuser in polycarbonate. Cord in PVC. Mounted Lamps are mounted with powder coated aluminum fixing knobs.

DIMENSIONS

See overview p. 33

SPECIFICATIONS

Integrated, dimmable non-replaceable LED:

Pendant Lamp: 87,2cm 20,3W.

Pendant Lamp: 169,2cm 37,7W.

Mounted Lamp: 23,2cm 6,25W.

Mounted Lamp: 209,2cm 58,9W.

Table Lamp: 6,25W. Built-in 18W USB-C charger

Luminous flux:

Pendant Lamp: 87,2cm 1060 lumen

Pendant Lamp: 169,2cm 1880 lumen

Mounted Lamp: 23,2cm 242 lumen

Mounted Lamp: 209,2cm 2700 lumen

Table Lamp: 242 lumen

Color temperature: 3000K, 3 step. CRI: >90

Lumen maintenance: L70 48.000 hours

(70% of initial light output maintained)


IP20

READY-TO-SHIP OPTIONS



Black, Grey


Linear Pendant Lamp 169,2 cm / 66.6"



Linear Pendant Lamp 87,2 cm / 34.3"



Linear Mounted Lamp 209,2 cm / 82.4"



Linear Mounted Lamp 23,2 cm / 9.1"



Linear Table Lamp 23,2 cm / 9.1"



Linear System Table Configuration 2 with
a selection of lamps and accessories.

Fiber Side Chair Wood Base
by Iskos-Berlin





LINEAR SYSTEM TABLE POWER OUTLET & POWER SOLUTION

A COHERENT LOOK WITH THE LINEAR TABLE POWER OUTLETS

The Table Power Outlets are simple in their design and functionality. With their minimalistic design in sheet metal, they become decorative elements placed across the table.


The Table Power Outlet can be mounted on the table and has two outlets (one in each end) to which standard plugs can be connected as well as a USB-A and USB-C plug. The Table Power Outlet must be connected to the Power Solution, shown on page 27.

Linear System Power Solution

26



SPECIFICATIONS

IP20 CE 

MATERIALS

Table Power Outlet is made from powder coated metal with power plug and USB plug in PP. It comes with a powder coated aluminum fixing knob.

READY-TO-SHIP

Table Power Outlet



Black, Grey

EASY POWER ACCESS

The Linear System Series features a tailor-made Power Solution for all Mounted Lamps and Table Power Outlets, so that all cables are seamlessly integrated. Cables are stored in the Cable Tray.


The Cable Tray, made in recycled PET felt, can be mounted underneath the table.



Linear System Power Solution

Note: Each Power Kit has five outlets to which up to five Linear Mounted Lamps or Linear Table Power Outlets can be plugged in. See the How-To-Order Guide for more information.

SPECIFICATIONS

IP20 CE 

MATERIALS

Power Kit cord in PVC and nylon distribution plugs.
Cable Tray in recycled PET felt.

READY-TO-SHIP

Cable Tray



Dark Grey

Table Power Kit



Black

Power Kit
(Distribution Block with 5 outlets & 150 cm / 59" cable).




Power Extension Kit - 200 cm / 79"



Power Extension Kit - 250 cm / 98"



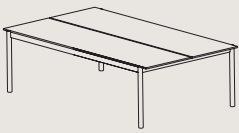
Linear System Cable Tray



READYMADE POWER CONFIGURATIONS

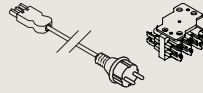
If you've chosen a predesigned table configuration and want to add Mounted Lamp(s) and/or Table Power Outlet(s), simply select the matching readymade power configuration.

Linear System Table

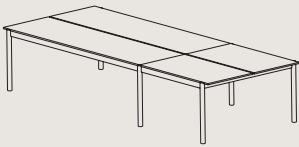


Linear System Power

Power Kit (1 pcs)
150 cm / 59" cable (EU or UK)
Distribution Block

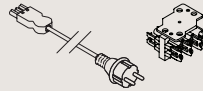


Linear System Table Configuration 1

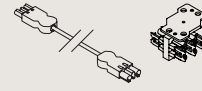


Linear System Power Configuration 1

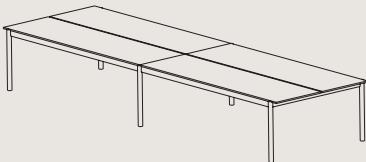
Power Kit (1 pcs)
150 cm / 59" cable (EU or UK)
Distribution Block



Power Extension Kit — 200 cm (1 pcs)
200 cm / 79" cable
Distribution Block

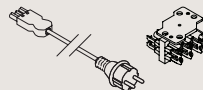


Linear System Table Configuration 2

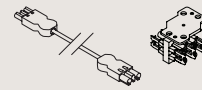


Linear System Power Configuration 2

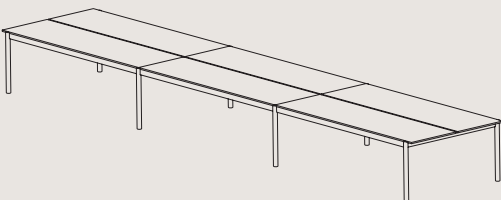
Power Kit (1 pcs)
150 cm / 59" cable (EU or UK)
Distribution Block



Power Extension Kit — 250 cm (1 pcs)
250 cm / 98" cable
Distribution Block

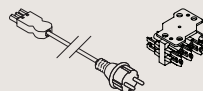


Linear System Table Configuration 3

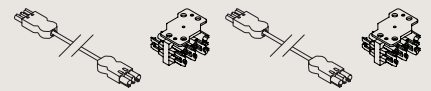


Linear System Power Configuration 3

Power Kit (1 pcs)
150 cm / 59" cable (EU or UK)
Distribution Block



Power Extension Kit — 250 cm (2 pcs)
250 cm / 98" cable
Distribution Block



LINEAR SYSTEM POWER SOLUTION

If you have created your own table configuration from scratch with the individual modules, select a Power Kit for your first End Module and add a Power Extension Kit for every table module added.

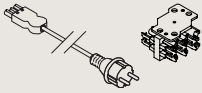
If you add a End Module or a Middle Module — 240 cm / 94.5", select the 250 cm / 98" Power Extension Kit.

If you add a End Module — 120 cm / 47.2", select the 200 cm / 79" Power Extension kit.

For more guidance, visit the [How-To-Order-Guide](#).

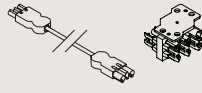
Power Kit (1 pcs)

150 cm / 59" cable (EU or UK)
Distribution Block

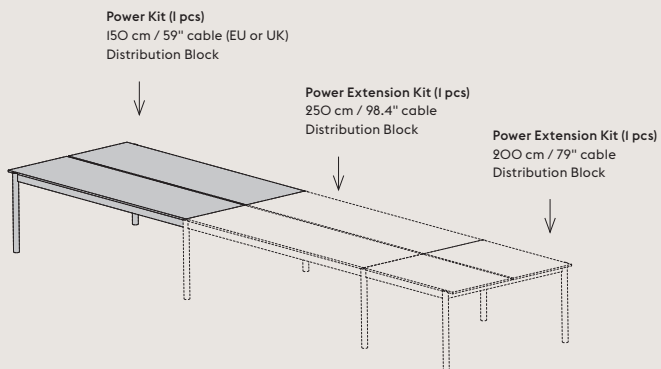


Power Extension Kit (1 pcs)

200 cm / 79" or 250 cm / 98" cable
Distribution Block

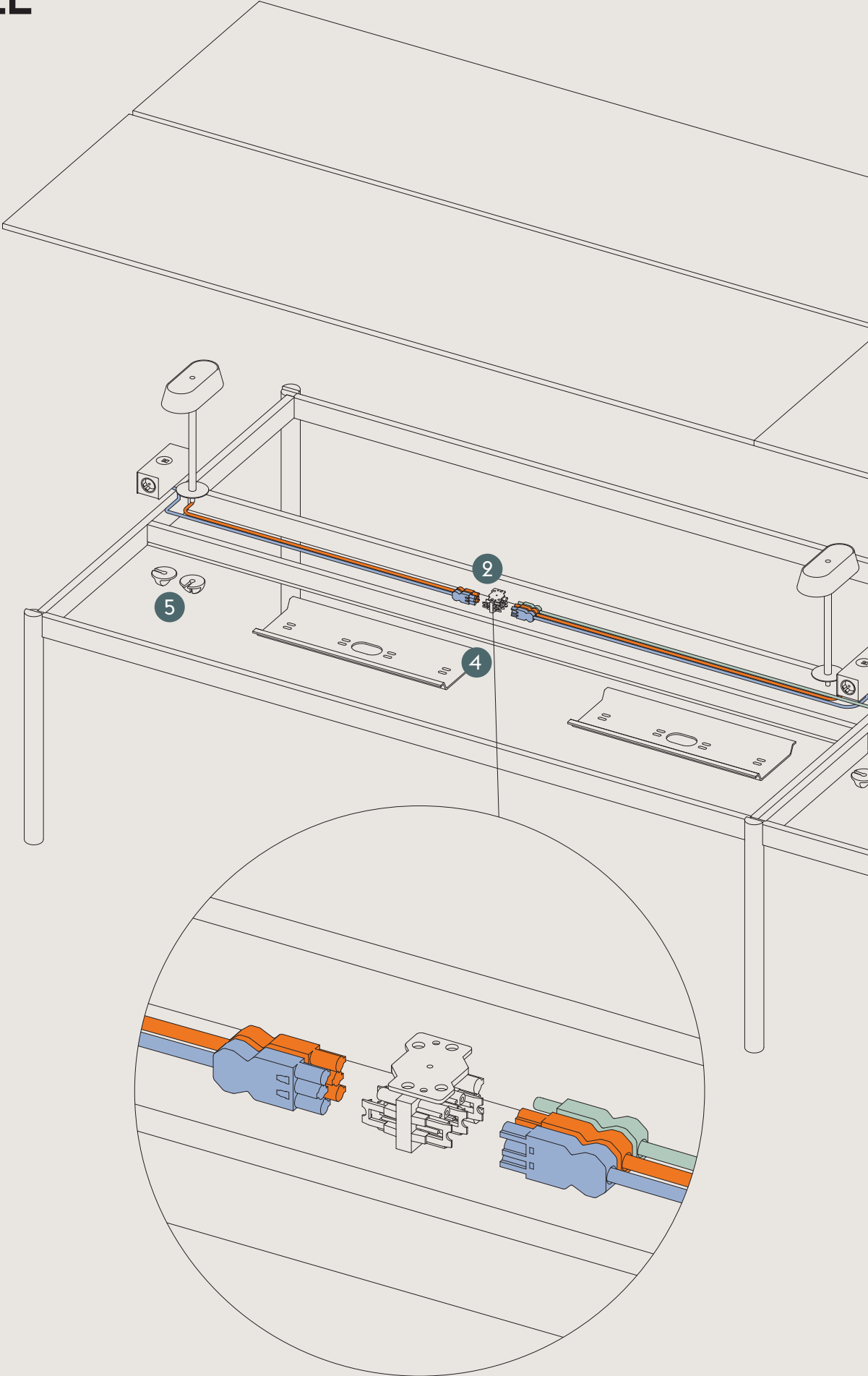


Example



LINEAR SYSTEM ELECTRIFICATION EXAMPLE

Linear System Electrification Example



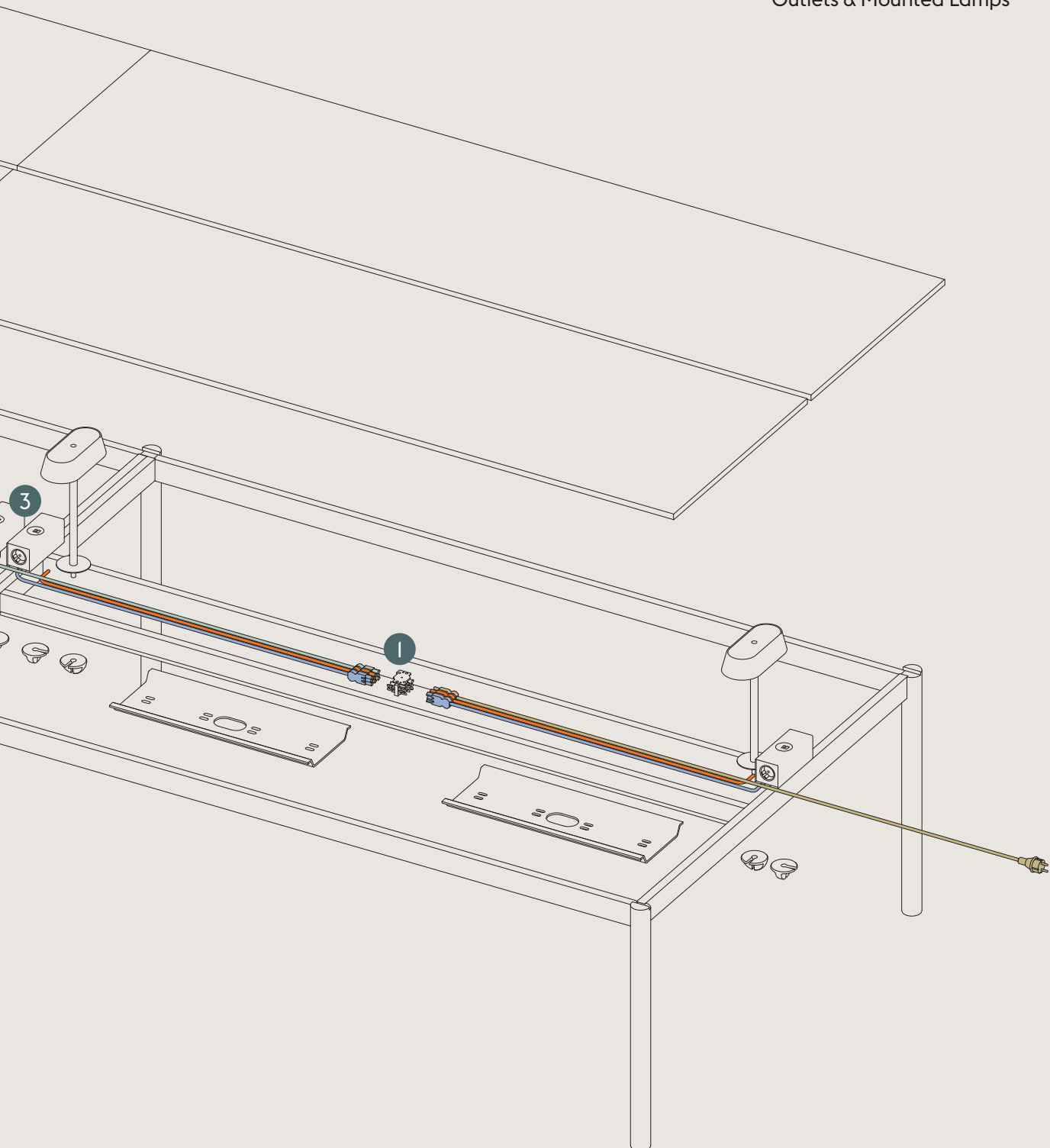
1. Power Kit (with Standard Plug)
Distribution Block & 150 cm / 59" cable.

2. Power Extension Kit
(Distribution Block & 250 cm / 98" cable)

3. Table Power Outlet for your devices
Mounted Lamps and Table Power Outlets are plugged into the Distribution Block.

4. Cable Tray

5. Fixing Knobs for Table Power Outlets & Mounted Lamps

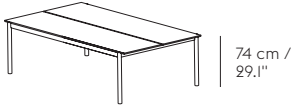




LINEAR SYSTEM DIMENSIONS

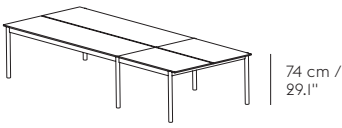
PREDESIGNED TABLE CONFIGURATIONS

Table



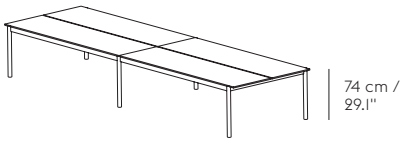
240 cm / 94.5" | 146,9 cm / 57.8"
Tabletop: 142 cm / 55.9"

Config. 1



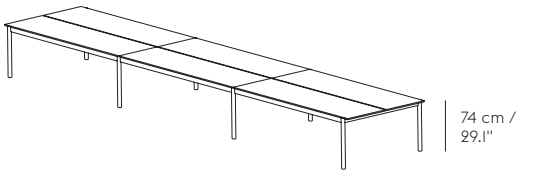
360 cm / 141.7" | 146,9 cm / 57.8"
Tabletop: 142 cm / 55.9"

Config. 2



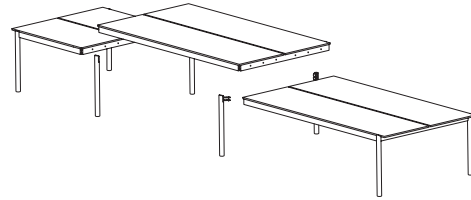
480 cm / 189" | 146,9 cm / 57.8"
Tabletop: 142 cm / 55.9"

Config. 3

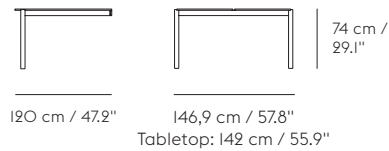
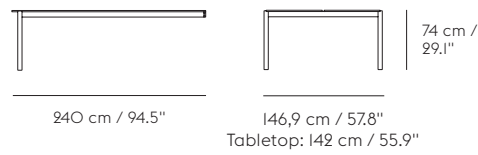


720 cm / 283.5" | 146,9 cm / 57.8"
Tabletop: 142 cm / 55.9"

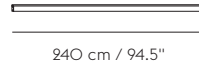
CREATE YOUR OWN CONFIGURATION WITH MODULES



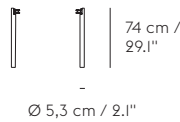
End Modules



Middle Module



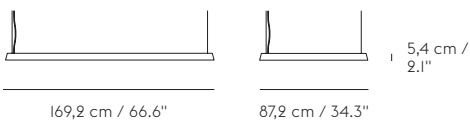
Connecting Legs



Visit our price list for a How-To-Order Guide.

LAMPS

Pendant Lamps



Mounted Lamps

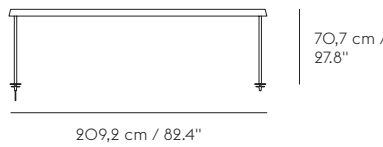
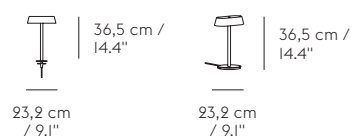
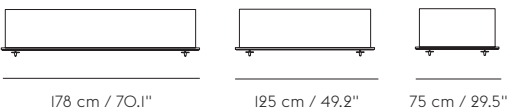


Table Lamp

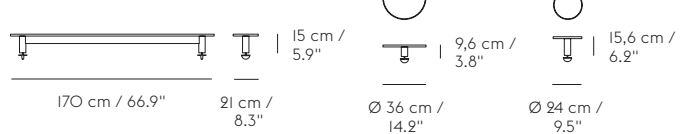


ACCESSORIES

Screens

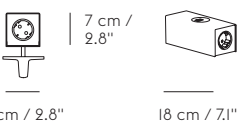


Trays

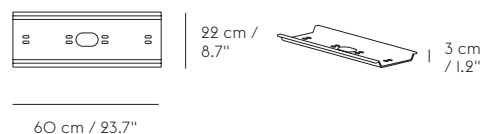


POWER SOLUTION

Table Power Outlet



Cable Tray



7 cm / 2.8"

18 cm / 7.1"

60 cm / 23.7"

3 cm / 1.2"


LINEAR SYSTEM PLANNING IDEAS

We have created a selection of pre-designed configurations for the Linear System that serve the functional and aesthetic need of a multitude of spaces. If you need more inspiration, go to professionals.muuto.com and discover our Planning Ideas. Simply download the CAD files directly into your spatial planning program, such as pCon.Planner (with OMFL data) Sketchup and Rhino.

*Please note that only table configurations without lamps and accessories are to be found in the price list.



Linear System Table A
 2 x Table Power Outlet
 1 x Screen – 178 cm / 70.1"
 1 x Mounted Lamp – 209,2 cm / 82.4"




Linear System Table B
 2 x Table Power Outlet
 2 x Mounted Lamp – 23,2 cm / 9.1"
 1 x Tray – 170 cm / 66.9"



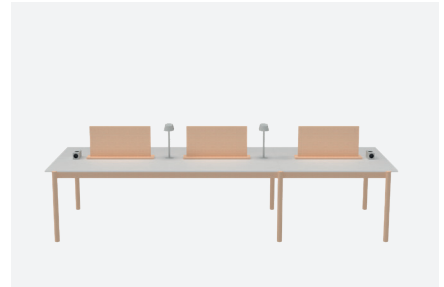
Linear System Table C
 1 x Tray – 170 cm / 66.9"
 1 x Pendant Lamp – 169,2 cm / 66.6"



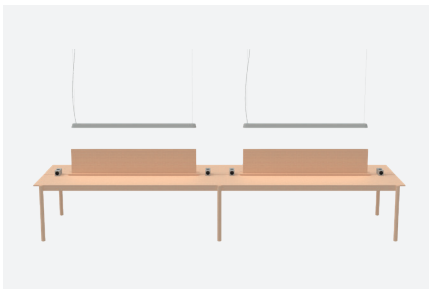
Linear System Table Configuration I.A
 2 x Screen – 75 cm / 29.5"
 1 x Screen – 125 cm / 49.2"
 2 x Table Power Outlet
 1 x Mounted Lamp – 23,2 cm / 9.1"
 1 x Pendant Lamp – 87,2 cm / 34.3"



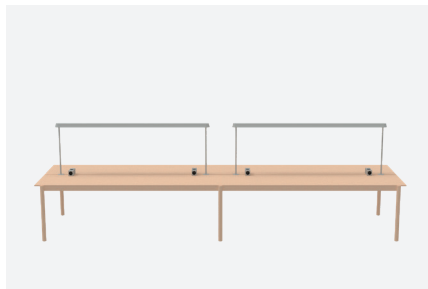
Linear System Table Configuration I.B
 3 x Table Power Outlet
 1 x Screen – 178 cm / 70.1"
 1 x Screen – 125 cm / 49.2"
 1 x Screen – 75 cm / 29.5"



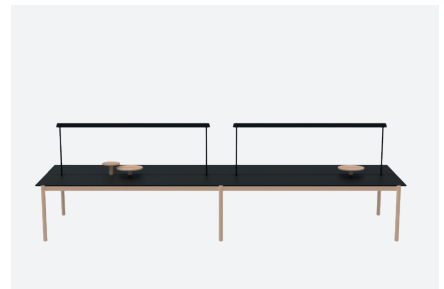
Linear System Table Configuration I.C
 2 x Table Power Outlet
 3 x Screen – 75 cm / 29.5"
 2 x Mounted Lamp – 23,2 cm / 9.1"



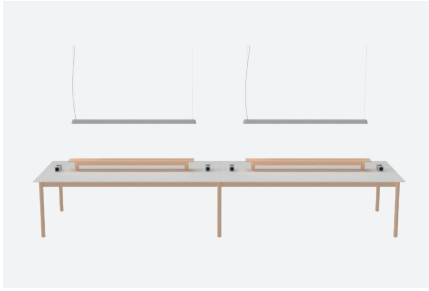
Linear System Table Configuration 2.A
 4 x Table Power Outlet
 2 x Screen – 178 cm / 70.1"
 2 x Pendant Lamp – 169,2 cm / 66.6"



Linear System Table Configuration 2.B
 4 x Table Power Outlet
 2 x Mounted Lamp – 209,2 cm / 82.4"

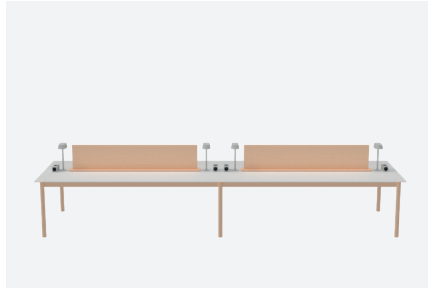


Linear System Table Configuration 2.C
 2 x Mounted Lamp – 209,2 cm / 82.4"
 2 x Tray – Ø 36 cm / 14.2"
 1 x Tray – Ø 24 cm / 9.5"



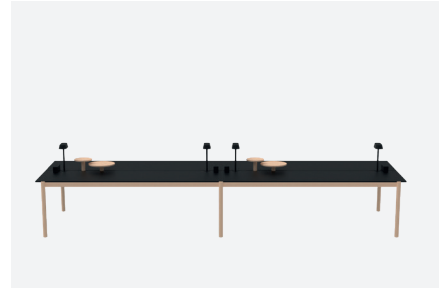
Linear System Table Configuration 2.D

- 4 x Table Power Outlet
- 2 x Tray - 170 cm / 66.9"
- 2 x Pendant Lamp - 169,2 cm / 66.6"



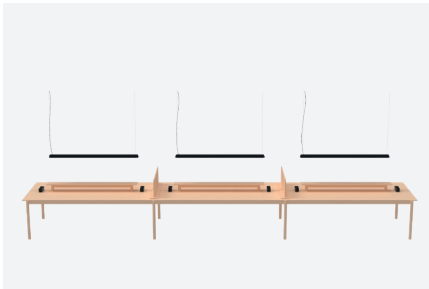
Linear System Table Configuration 2.E

- 4 x Table Power Outlet
- 4 x Mounted Lamp - 23,2 cm / 9.1"
- 2 x Screen - 178 cm / 70.1"



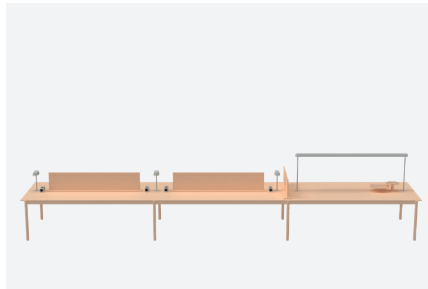
Linear System Table Configuration 2.F

- 4 x Mounted Lamp - 23,2 cm / 9.1"
- 2 x Tray - Ø 36 cm / 14.2"
- 2 x Tray - Ø 24 cm / 9.5"



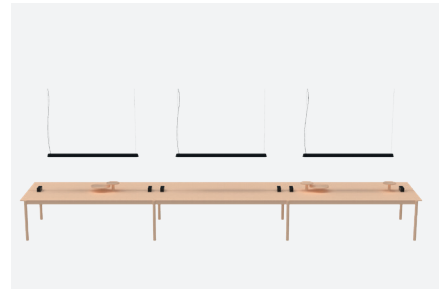
Linear System Table Configuration 3.A

- 6 x Table Power Outlet
- 3 x Tray - 170 cm / 66.9"
- 2 x Screen - 125 cm / 49.2"
- 3 x Pendant Lamp - 169,2 cm / 66.6"



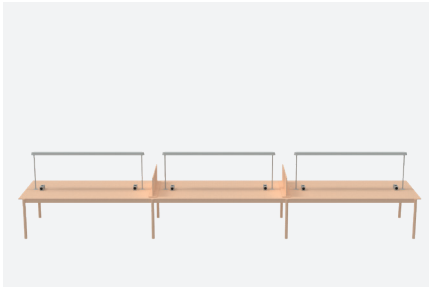
Linear System Table Configuration 3.B

- 3 x Mounted Lamp - 23,2 cm / 9.1"
- 1 x Mounted Lamp - 209,2 cm / 82.4"
- 4 x Table Power Outlet
- 2 x Screen - 178 cm / 70.1"
- 1 x Screen - 125 cm / 49.2"
- 1 x Tray - Ø 36 cm / 14.2"
- 1 x Tray - Ø 24 cm / 9.5"



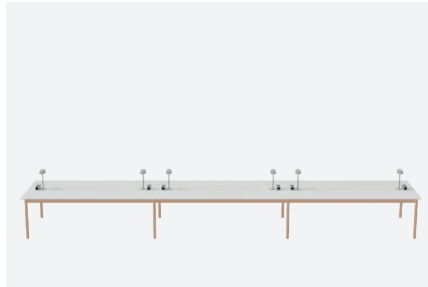
Linear System Table Configuration 3.C

- 6 x Table Power Outlet
- 2 x Tray - Ø 36 cm / 14.2"
- 3 x Tray - Ø 24 cm / 9.5"
- 3 x Pendant Lamp - 169,2 cm / 66.6"



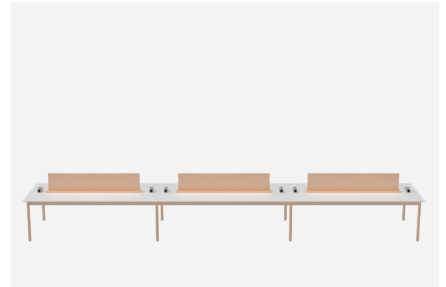
Linear System Table Configuration 3.D

- 6 x Table Power Outlet
- 3 x Mounted Lamp - 209,2 cm / 82.4"
- 2 x Screen - 125 cm / 49.2"



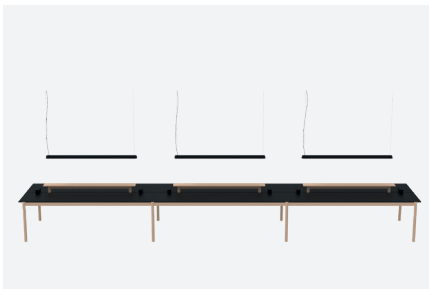
Linear System Table Configuration 3.E

- 6 x Table Power Outlet
- 6 x Mounted Lamp - 23,2 cm / 9.1"



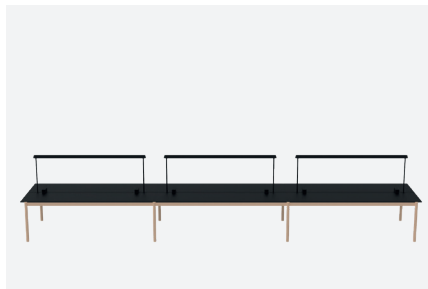
Linear System Table Configuration 3.F

- 6 x Table Power Outlet
- 3 x Screen - 178 cm / 70.1"



Linear System Table Configuration 3.G

- 6 x Table Power Outlet
- 3 x Tray - 170 cm / 66.9"
- 3 x Pendant Lamp - 169,2 cm / 66.6"



Linear System Table Configuration 3.H

- 6 x Table Power Outlet
- 3 x Mounted Lamp - 209,2 cm / 82.4"

PRODUCT PLANNER

Get creative and build your own configuration from scratch. Use our product planner to explore the many possibilities of the Linear System Series:

By the leading
contemporary designers:

Andreas Bergsaker
Benjamin Hubert
Broberg & Ridderstråle
Claesson Koivisto Rune
Earnest Studio
Form Us With Love
Harri Koskinen
Iskos-Berlin
Jens Fager
Mattias Ståhlbom
TAF Studio
Thomas Bentzen
Thomas Bernstrand
Tom Chung
Whatswhat

Styling:
Pernille Vest

Photography:
Petra Bindel / Mikkel Tjellesen